
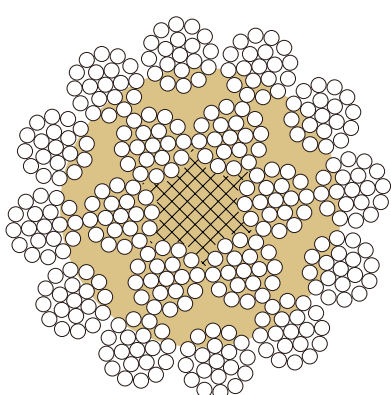



18X7+FC



18X7+IWS



18X19+FC



18X19+IWS

钢丝绳公称
直径
Nominal
Diameter

钢丝绳近似
重量
Approx.
Weight

钢丝绳最小破断拉力 (KN)
Minimum Breaking Load of Rope (KN)

mm	Kg/100m		1670MPa		1770MPa		1870MPa		1960MPa		2160MPa	
	FC	IWS	FC	IWS	FC	IWS	FC	IWS	FC	IWS	FC	IWS
D												
6	14	15.5	18.6	19.7	19.8	20.9	20.9	22.1	21.9	23.1	24.1	25.5
7	19.1	21.1	25.4	26.8	26.9	28.4	28.4	30.1	29.8	31.5	32.8	34.7
8	25	27.5	33.1	35.1	35.1	37.2	37.1	39.3	38.9	41.1	42.9	45.3
9	31.6	34.8	41.9	44.4	44.4	47	47	49.7	49.2	52.1	54.2	57.4
10	39	43	51.8	54.8	54.9	58.1	58	61.3	60.8	64.3	67	70.8
11	47.2	52	62.6	66.3	66.4	70.2	70.1	74.2	73.5	77.8	81	85.7
12	56.2	61.9	74.5	78.9	79	83.6	83.5	88.3	87.5	92.6	96.4	102
13	65.9	72.7	87.5	92.6	92.7	98.1	98	104	103	109	113	120
14	76.4	84.3	101	107	108	114	114	120	119	126	131	139
16	99.8	110	133	140	140	149	148	157	156	165	171	181
18	126	139	168	177	178	188	188	199	197	208	217	230
20	156	172	207	219	219	232	232	245	243	257	268	283
22	189	208	251	265	266	281	281	297	294	311	324	343
24	225	248	298	316	316	334	334	353	350	370	386	408
26	264	291	350	370	371	392	392	415	411	435	453	479
28	306	337	406	429	430	455	454	481	476	504	525	555
30	351	387	466	493	494	523	522	552	547	579	603	638
32	399	440	530	561	562	594	594	628	622	658	686	725
34	451	497	598	633	634	671	670	709	702	743	774	819
36	505	557	671	710	711	752	751	795	787	833	868	918
38	563	621	748	791	792	838	837	886	877	928	967	1020
40	624	688	828	876	878	929	928	981	972	1030	1070	1130
42	688	759	913	966	968	1020	1020	1080	1070	1130	1180	1250
44	755	832	1000	1060	1060	1120	1120	1190	1180	1240	1300	1370
46	825	910	1100	1160	1160	1230	1230	1300	1290	1360	1420	1500
48	899	991	1190	1260	1260	1340	1340	1410	1400	1480	1540	1630
50	975	1080	1290	1370	1370	1450	1450	1530	1520	1610	1670	1770
52	1050	1160	1400	1480	1480	1570	1570	1660	1640	1740	1810	1920
54	1140	1250	1510	1600	1600	1690	1690	1790	1770	1870	1950	2070
56	1220	1350	1620	1720	1720	1820	1820	1920	1910	2020	2100	2220
58	1310	1450	1740	1840	1850	1950	1950	2060	2040	2160	2250	2380
60	1400	1550	1860	1970	1980	2090	2090	2210	2190	2310	2410	2550

● 实际重量存在一定误差，误差不大于6%

www.wzwire.com

