
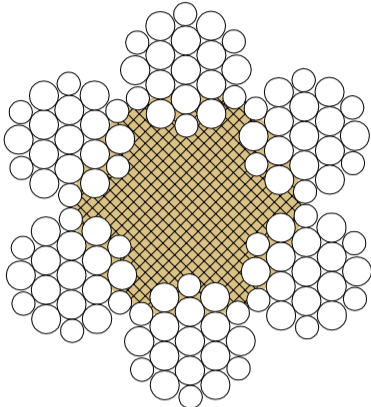


6X19S+FC

6X19S+IWR

6X19W+FC

6X19W+IWR

 钢丝绳公称直径
Nominal Diameter

 钢丝绳近似重量
Approx.Weight

 钢丝绳最小破断拉力 (KN)
Minimun Breaking Load of Rope(KN)

mm	Kg/100m		1670MPa		1770MPa		1870MPa		1960MPa	
	FC	IWR	FC	IWR	FC	IWR	FC	IWR	FC	IWR
D										
5	9.22	10.1	13.8	14.9	14.6	15.8	15.4	16.6	16.2	17.4
6	13.3	14.6	19.8	21.4	21	22.7	22.2	24	23.3	25.1
7	18.1	19.9	27	29.1	28.6	30.9	30.2	32.6	31.7	34.2
8	23.6	25.9	35.3	38	37.4	40.3	39.5	42.6	41.4	44.7
9	29.9	32.8	44.6	48.2	47.3	51	50	53.9	52.4	56.5
10	36.9	40.5	55.1	59.5	58.4	63	61.7	66.6	64.7	69.8
11	44.6	49.1	66.7	71.9	70.7	76.2	74.7	80.6	78.3	84.4
12	53.1	58.4	79.4	85.6	84.1	90.7	88.9	95.9	93.1	101
13	62.3	68.5	93.1	101	98.7	107	104	113	109	118
14	72.2	79.5	108	117	115	124	121	131	127	137
15	82.9	91.2	124	134	131	142	139	150	146	157
16	94.4	104	141	152	150	161	158	170	166	179
18	119	131	179	193	189	204	200	216	210	226
19	133	146	199	215	211	228	223	240	234	252
20	147	162	220	238	234	252	247	266	259	279
22	178	196	267	288	283	305	299	322	313	338
24	212	234	317	342	336	363	355	384	373	402
26	249	274	373	402	395	426	417	450	437	472
28	289	318	432	466	458	494	484	522	507	547
30	332	365	496	535	526	567	555	599	582	628
32	377	415	564	609	598	645	632	682	662	715
34	426	469	637	687	675	728	713	770	748	807
36	478	526	714	771	757	817	800	863	838	904
38	532	586	796	859	843	910	891	961	934	1010
40	590	649	882	951	935	1010	987	1070	1030	1120
42	650	715	972	1050	1030	1110	1090	1170	1140	1230
44	714	785	1070	1150	1130	1220	1190	1290	1250	1350
46	780	858	1170	1260	1240	1330	1310	1410	1370	1480
48	849	934	1270	1370	1350	1450	1420	1530	1490	1610
50	922	1010	1380	1490	1460	1580	1540	1660	1620	1740
52	997	1100	1490	1610	1580	1700	1670	1800	1750	1890
54	1080	1180	1610	1730	1700	1840	1800	1940	1890	2030
56	1160	1270	1730	1860	1830	1980	1940	2090	2030	2190
58	1240	1360	1850	2000	1960	2120	2080	2240	2180	2350
60	1330	1460	1980	2140	2100	2270	2220	2400	2330	2510
62	1420	1560	2120	2290	2250	2420	2370	2560	2490	2680
64	1510	1660	2260	2440	2390	2580	2530	2730	2650	2860
66	1610	1770	2400	2590	2540	2740	2690	2900	2820	3040
68	1700	1870	2550	2750	2700	2910	2850	3080	2990	3230
70	1810	1990	2700	2910	2860	3090	3020	3260	3170	3420
72	1910	2100	2860	3080	3030	3270	3200	3450	3350	3620
74	2020	2220	3020	3260	3200	3450	3380	3650	3540	3820
76	2130	2340	3180	3430	3370	3640	3560	3850	3740	4030
78	2240	2470	3350	3620	3550	3830	3750	4050	3940	4250
80	2360	2590	3530	3800	3740	4030	3950	4260	4140	4470

● 实际重量存在一定误差，误差不大于6%

www.wzwire.com
